

Part Number: T414A1101B



© Copyright Mann Teknik AB

https://configurator.manntek.se/DDC/TANKUNIT/4/1/AL/THREAD/F_3_BSP_D/VITON/NONE/DEFAULTV/WITHOUT/WITHOUT/PU_DEFAULT/Product14.html

Product Group

Dry Disconnect Couplings

Quick and safe connection of hose assemblies and loading arms to mobile and stationary tanks, under pressure and with minimised liquid loss.

The standardised interface to STANAG 3756 with its bayonet coupling principle has been widely accepted in the industry. Both coupling parts are equipped with a flat poppet valve.

For the connection, the hose unit is pushed onto the tank unit and coupled / sealed by turning the coupler clockwise by 15 degrees. When the unit is turned by 100 degrees, the valves move into the tank unit so that the medium can flow. When a similar turn is made counter-clockwise, the flow is stopped and the coupler can be pulled off.

Certificates: DDC couplings fulfill the requirements of European Pressure Equipment Directive category 2 (for higher demand on request).

They are suitable for the use in potentially explosive atmosphere (ATEX) zone 1, approved for the transport of dangerous goods on road (ADR), by rail (RID) and by ship (IMDG), specified as a branch standard from European Chemical Industry (CEFIC) for handling of Ethylene Oxide/Propylene Oxide, Acrylic Monomers, Acrylonitrile, polymeric MDI/TDI and Vinyl Chloride.

TÜV TÜ.AGG 304-99, APRAGAZ File ref. 0302/P5832, Lloyd's Register 0038/ATEX/HAM064017,

TDT-UW-21/16, EAC TC No. RU Д-SE.MIO62.B.02151

Type of Coupling

Male (Tank Unit, Adapter)

Self locking quick connect/disconnect coupling, to STANAG 3756, for liquid media. Tank unit without swivel, typically fix mounted as filling connector on storage tanks, mobile tanks like IBC and ISO containers, road tankers, rail tank containers and ship manifolds.

Quick and safe connection of hose assemblies and loading arms to mobile and stationary tanks, under pressure and with minimised liquid loss.

The standardised interface to STANAG 3756 with its bayonet coupling principle has been widely accepted in the industry. Both coupling parts are equipped with a flat poppet valve.

For the connection, the hose unit is pushed onto the tank unit and coupled / sealed by turning the coupler clockwise by 15 degrees. When the unit is turned by 100 degrees, the valves move into the tank unit so that the medium can flow. When a similar turn is made counter-clockwise, the flow is stopped and the coupler can be pulled off.

Nominal Diameter /
Socket Diameter

3" (Ø 119 mm)

Similar to 2½", but where higher loading rates are required. Especially on rail tankers, marine tankers, ISO containers, Aviation fuel bunkering and related activities.

Version

Version 1

Body Material

Aluminium

Maximum Working Pressure 10 bar

Test Pressure 15 bar

Minimum Burst Pressure 50 bar

Connection

Threaded Connection

Connection Detail

F 3" BSP

3" BSP female to EN ISO 228

Connection Detail

Technical Drawing

O-Rings

Viton® (FPM/FKM) Standard

FKM/FPM (Fluorocarbon Rubber): FKM is known especially for its non-flammability, low gas permeability and excellent resistance to ozone, weathering and aging.

The operating temperatures of the Fluorocarbon Rubber range between -20° C and +200° C).

FKM is often used with mineral based oils and greases at high temperatures, aliphatic, aromatic and chlorinated hydrocarbons and oxidizing acids.

Options: Special Types

No Special Types required

Options: Handle

No Handle

Options: Selectivity

No Selectivity

Accessories

Without Dust Cap


Not recommended




Flat Seal

Polyurethane (Default)

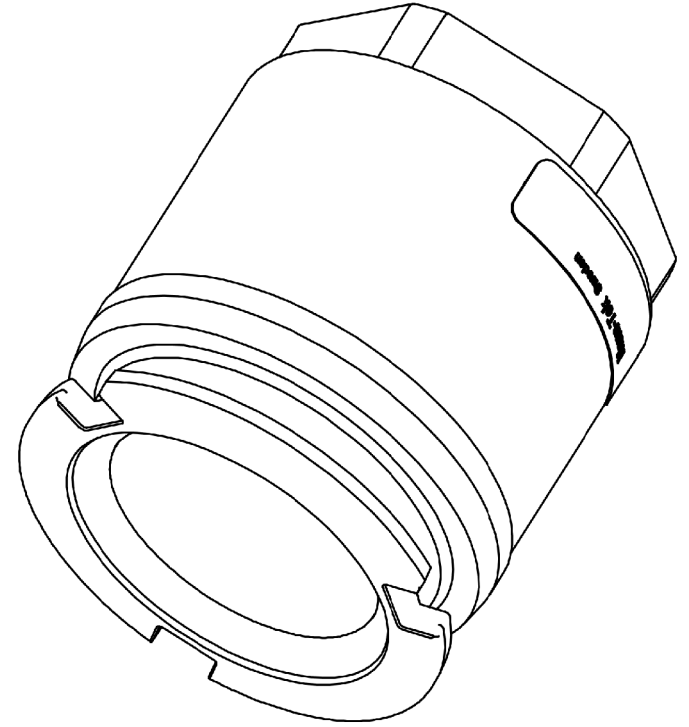
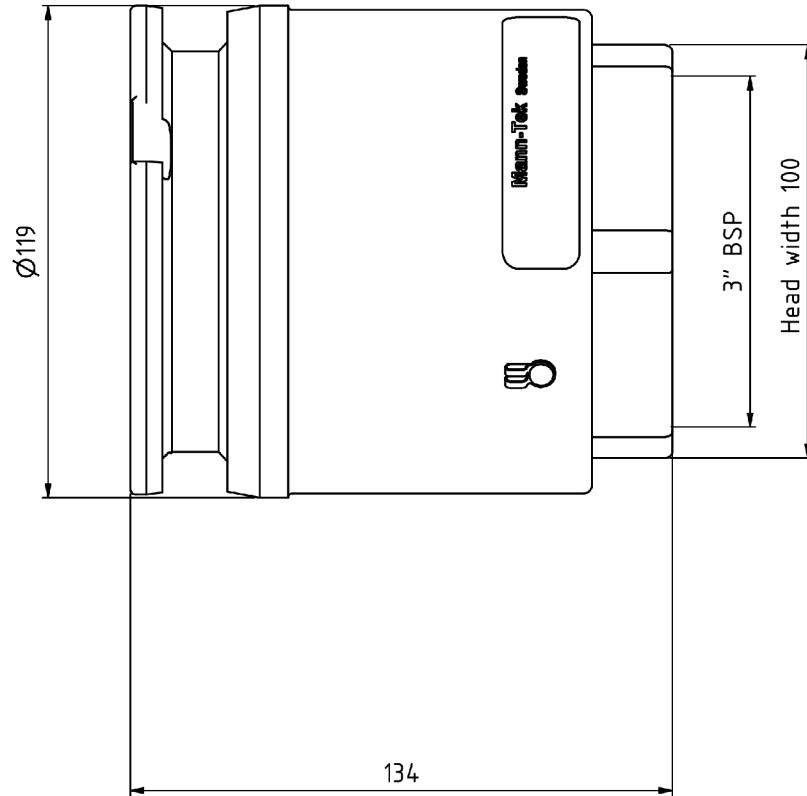
PDF Documents

 Homepage DDC-Couplings (Dry Disconnect Couplings)

 Additional Information (Dry Disconnect Couplings)

Contact Data:

Mann Teknik AB
Strandvägen 16
SE-542 31 Mariestad / Sweden
Telefon: +46 501 39 32 00
Telefax: +46 501 39 32 09
Internet: <http://www.manntek.se>



MannTek

T414A4401A-1
Dry Disconnect Couplings
3" ($\varnothing 119$ mm)
F 3" BSP